


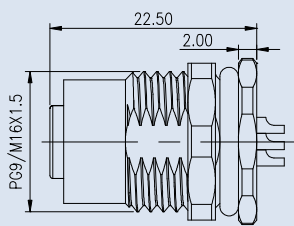
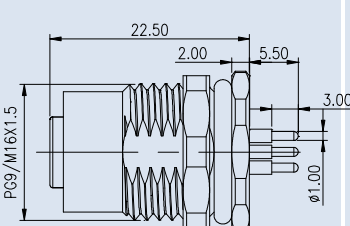
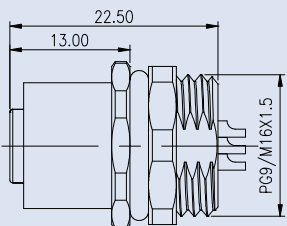


M12 Series, Panel Mount & Female Pin

Description	Front Panel Mount, Screw Type, Solder	Front Panel Mount, Screw Type, PCB	Rear Panel Mount, Screw Type, Solder
Figure			

Drawing			
---------	---	--	---

Part Number	Contacts	FixingThread	Part Number	Contacts	FixingThread	Part Number	Contacts	FixingThread	Part Number
	3	PG9	54036105-01	3	PG9	54036105-02	3	PG9	54036105-03
		M16X1,5	54036105-11		M16X1,5	54036105-12		M16X1,5	54036105-13
	4	PG9	54046105-01	4	PG9	54046105-02	4	PG9	54046105-03
		M16X1,5	54046105-11		M16X1,5	54046105-12		M16X1,5	54046105-13
	5	PG9	54056105-01	5	PG9	54056105-02	5	PG9	54056105-03
		M16X1,5	54056105-11		M16X1,5	54056105-12		M16X1,5	54056105-13
	8	PG9	54086105-01	8	PG9	54086105-02	8	PG9	54086105-03
		M16X1,5	54086105-11		M16X1,5	54086105-12		M16X1,5	54086105-13
	12	PG9	54126105-01	12	PG9	54126105-02	12	PG9	54126105-03
		M16X1,5	54126105-11		M16X1,5	54126105-12		M16X1,5	54126105-13

Specifications

Number of Contacts	3	4	5	8	12
Wire Gauge	0.34mm ² (22AWG)			0.25mm ² (24AWG)	0.14mm ² (26AWG)
Cable Range	Max. 6.0				
Environmental Protection	IP67				
Machanical Life	100 mating cycles				
OperatingTemperature	- 25°C - 85°C				
Voltage Rating	250V	250V	125V	60V	30V
Rated Current(40°C)	4A	4A	4A	2A	1A