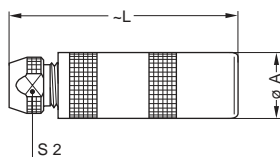

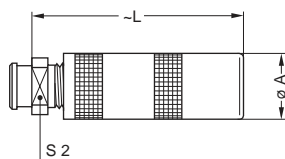


Series S

Technical Characteristics

Mechanical and Climatical

Characteristics	Value	Standard
Endurance	> 5000 cycles	IEC 60512-5 test 9a
Humidity	up to 95% at 60° C	
Temperature range	- 55° C, +250° C	
Resistance to vibration	10-2000 Hz, 15 g	IEC 60512-4 test 6d
Shock resistance	100 g, 6 ms	IEC 60512-4 test 6c
Salt spray corrosion test	> 144h	IEC 60512-6 test 11f
Protection index (mated)	IP50	IEC 60529
Climatical category	55/175/21	IEC 60068-1



Metal housing models

Electrical

Characteristics	Value	Standard	
Shielding efficiency	at 10 MHz	> 75 dB	IEC 60169-1-3
	at 1 GHz	> 40 dB	IEC 60169-1-3

Note:

the various tests have been carried out with FGG and EGG connector pairs, with chrome-plated brass shell and PEEK insulator.

PCA Free socket, cable collet and nut for fitting a bend relief ¹⁾

Reference		Dimensions (mm)		
Model	Series	A	L	S2
PCA	0S	8.9	33.5	7
PCA	1S	11.9	40.5	9
PCA	2S	14.8	50.0	12

¹⁾ to order, add a «Z» at the end of the reference.

PCA Free socket, cable collet

Reference		Dimensions (mm)		
Model	Series	A	L	S2
PCA	0S	8.9	33.5	6.5
PCA	1S	11.9	40.5	8.5
PCA	2S	14.8	50.0	11.0

Order information S

FA A - 1 S - 304 - C L A C 32 Z

1 2 3 4 5 6 7 8 9 10 11

1. Model: F — plug; E — cable receptacle; H — waterproof receptacle;
P — receptacle; X — receptacle PCB soldering
2. Key
3. Size
4. Series
5. Number of contacts: 306 - 4 contacts
6. Body material: C — chromium-plate brass
7. Insulator material: L — PEEK; Y — PEEK, long insulator, crimp
8. Type of pin: L — pin; A — socket, solder; M — socket, crimp;
Y — socket, crimp; V — socket, elbow print
9. Collet mechanism: C — collet for S socket
10. Collet diameter: 32 — 3,2mm
11. Z - shock absorber for cable, option